

LEON COUNTY, TX
11/03/20 GENERAL ELECTION RESULTS

EARLY VOTING:	TOTALS
PCT'S #1-14A	4961
LIMITED BALLOTS	<u>63</u>
	5024
BALLOTS BY MAIL	691
FPCA BALLOTS BY MAIL	<u>21</u>
	712
TOTAL EARLY VOTING:	5736
ELECTION DAY:	
PCT #1/1A	183
PCT #2	123
PCT #3	103
PCT #4	378
PCT #5/5A	181
PCT #6	435
PCT #7	207
PCT #8	329
PCT #9	73
PCT #10	238
PCT #11	237
PCT #12	284
PCT #13	145
PCT #14/14A	<u>70</u>
TOTAL ELECTION DAY:	2986
	PROVISIONALS
	<u>0</u>
TOTAL EARLY VOTING & ELECTION DAY:	8722

RUN DATE:11/09/20 04:54 PM

	RVT	EOO	GTT	IEA	BCT	VTT
	SRL	AAO	OUO	TS	LST	TRT
	E	LTA	ENA	R	O	L
	E	T	U	D	S	T
	-----	-----	-----			
0001 Precinct 1	1600	1142	71.38			
0002 Precinct 1A	218	182	83.49			
0003 Precinct 2	373	295	79.09			
0004 Precinct 3	638	478	74.92			
0005 Precinct 4	953	695	72.93			
0006 Precinct 5	555	450	81.08			
0007 Precinct 5A	65	40	61.54			
0008 Precinct 6	1146	930	81.15			
0009 Precinct 7	659	492	74.66			
0010 Precinct 8	1105	790	71.49			
0011 Precinct 9	329	254	77.20			
0012 Precinct 10	1094	813	74.31			
0013 Precinct 11	1042	682	65.45			
0014 Precinct 12	838	605	72.20			
0015 Precinct 13	697	560	80.34			
0016 Precinct 14	215	151	70.23			
0017 Precinct 14A	212	163	76.89			
CANDIDATE TOTALS	11739	8722	74.30			

RUN DATE:11/09/20 04:54 PM

President / Vice-President

VOTE FOR 1

D J P
o . J R H
n o . a
a T s J J "
l r e B o o S
d u p i r p H H W
m h d g i o a a
p e e k w w l
n n e i k k
/ s " e i e
/ e n r
M n s
i K
c a / / W
h a m / R
e l a J A I
l a r n g T
e e E
R D m l I
(REP) (DEM) (LIB) (GRN) (NON)

	R (REP)	D (DEM)	m (LIB)	l (GRN)	I (NON)
0001 Precinct 1	955	169	8	1	1
0002 Precinct 1A	158	23	1	0	0
0003 Precinct 2	258	34	2	0	1
0004 Precinct 3	420	53	3	0	1
0005 Precinct 4	600	83	3	1	2
0006 Precinct 5	399	46	4	1	0
0007 Precinct 5A	39	0	1	0	0
0008 Precinct 6	826	96	7	0	0
0009 Precinct 7	455	32	1	0	1
0010 Precinct 8	684	97	4	2	1
0011 Precinct 9	234	19	1	0	0
0012 Precinct 10	740	57	6	1	5
0013 Precinct 11	568	101	7	3	2
0014 Precinct 12	431	157	5	2	4
0015 Precinct 13	505	47	3	2	0
0016 Precinct 14	124	25	1	0	1
0017 Precinct 14A	127	33	0	1	0
CANDIDATE TOTALS	7523	1072	57	14	19
CANDIDATE PERCENT	86.62	12.34	.65	.16	.21

United States Senator

VOTE FOR 1

K D M W
e o c D B C R
J C r u K a . o I
o o M " H r g e v l T
h r a M e y l n i l E
n n r J g a n d i
y y " a s o n I
n r n s N
(REP) (DEM) (LIB) (GRN) (NON)

0001 Precinct 1	939	154	16	7	0
-----------------	-----	-----	----	---	---

RUN DATE:11/09/20 04:54 PM

United States Senator

VOTE FOR 1

	J C o o h r n n y n	K D M e o c r u k M " H a M e r J g y " a r	D B C a . o r g e v l y l n i l a n d i s o n n	W R I T E - I N	(NON)
(CONTINUED FROM PREVIOUS PAGE)	(REP)	(DEM)	(LIB)	(GRN)	(NON)
0002 Precinct 1A	155	19	4	1	0
0003 Precinct 2	252	29	4	1	0
0004 Precinct 3	415	54	4	1	0
0005 Precinct 4	597	77	7	4	0
0006 Precinct 5	388	48	5	2	1
0007 Precinct 5A	38	0	1	0	0
0008 Precinct 6	823	91	9	4	0
0009 Precinct 7	450	35	1	2	0
0010 Precinct 8	668	92	10	8	0
0011 Precinct 9	221	21	3	1	0
0012 Precinct 10	742	50	11	0	0
0013 Precinct 11	553	104	10	2	0
0014 Precinct 12	427	160	6	5	1
0015 Precinct 13	507	42	5	2	1
0016 Precinct 14	119	24	2	0	0
0017 Precinct 14A	127	28	4	1	0
CANDIDATE TOTALS	7421	1028	102	41	3
CANDIDATE PERCENT	86.34	11.96	1.18	.47	.03

US Representative, District 8 US REP, DIST 8

VOTE FOR 1

	E H l e i r z n K B e r v a i d n y (REP)	C D h u r n e d t e h z (DEM)	(LIB)
0001 Precinct 1	946	147	14
0003 Precinct 2	259	29	0
0004 Precinct 3	422	46	4
0005 Precinct 4	602	75	4
0006 Precinct 5	395	44	7
0008 Precinct 6	835	78	8
0016 Precinct 14	120	24	3
CANDIDATE TOTALS	3579	443	40
CANDIDATE PERCENT	88.10	10.90	.98

RUN DATE:11/09/20 04:54 PM

US Representative, District 17 US REP, DIST 17

VOTE FOR 1

	P S e e R K t s i e e s c n T B i k n e r o e d o n d w s y n (REP) (DEM) (LIB)		
0002 Precinct 1A	155	16	3
0007 Precinct 5A	39	0	1
0009 Precinct 7	441	41	3
0010 Precinct 8	673	92	8
0011 Precinct 9	227	18	3
0012 Precinct 10	734	49	13
0013 Precinct 11	548	96	19
0014 Precinct 12	434	148	9
0015 Precinct 13	499	40	9
0017 Precinct 14A	125	31	4
CANDIDATE TOTALS	3875	531	72
CANDIDATE PERCENT	86.53	11.85	1.60

Railroad Commissioner

VOTE FOR 1

	C C h a r s M S J " W y t a t K " G a J r s a t e a K r m i i t n t r t a u e m g a e e i t e s " h d t j " n t a t a e (REP) (DEM) (LIB) (GRN)			
0001 Precinct 1	936	150	21	1
0002 Precinct 1A	158	18	3	0
0003 Precinct 2	249	31	3	1
0004 Precinct 3	420	50	5	0
0005 Precinct 4	595	74	9	3
0006 Precinct 5	388	47	9	0
0007 Precinct 5A	39	0	1	0
0008 Precinct 6	827	80	11	1
0009 Precinct 7	441	34	2	4
0010 Precinct 8	676	84	10	2
0011 Precinct 9	227	17	1	1
0012 Precinct 10	737	48	15	1
0013 Precinct 11	550	99	14	3
0014 Precinct 12	428	151	13	3
0015 Precinct 13	502	39	7	2
0016 Precinct 14	118	23	4	1
0017 Precinct 14A	128	28	1	1
CANDIDATE TOTALS	7419	973	129	24
CANDIDATE PERCENT	86.82	11.38	1.50	.28

RUN DATE:11/09/20 04:54 PM

Chief Justice, Supreme Court

VOTE FOR 1

	N H a e t c h h a t n (REP)	A C M m l e y a a r c k h u m (DEM)	M A a s r h k (LIB)
0001 Precinct 1	917	166	20
0002 Precinct 1A	157	18	3
0003 Precinct 2	243	35	4
0004 Precinct 3	414	55	5
0005 Precinct 4	592	79	6
0006 Precinct 5	387	49	6
0007 Precinct 5A	39	0	1
0008 Precinct 6	822	85	11
0009 Precinct 7	440	36	3
0010 Precinct 8	670	92	9
0011 Precinct 9	223	19	3
0012 Precinct 10	737	55	12
0013 Precinct 11	547	106	12
0014 Precinct 12	427	155	10
0015 Precinct 13	500	46	5
0016 Precinct 14	120	22	4
0017 Precinct 14A	126	30	2
CANDIDATE TOTALS	7361	1048	116
CANDIDATE PERCENT	86.34	12.29	1.36

Justice, Supreme Court, Place 6

VOTE FOR 1

	J B a l n a e n d (REP)	K C a h t e h n y g (DEM)
0001 Precinct 1	940	154
0002 Precinct 1A	162	17
0003 Precinct 2	255	28
0004 Precinct 3	421	48
0005 Precinct 4	601	73
0006 Precinct 5	389	51
0007 Precinct 5A	39	0
0008 Precinct 6	835	81
0009 Precinct 7	445	34
0010 Precinct 8	682	86
0011 Precinct 9	228	17
0012 Precinct 10	748	49
0013 Precinct 11	559	104
0014 Precinct 12	434	153
0015 Precinct 13	505	43
0016 Precinct 14	124	20
0017 Precinct 14A	129	28

RUN DATE:11/09/20 04:54 PM

Justice, Supreme Court, Place 6

VOTE FOR 1

	J B a l n a e n d (REP)	K C a h t e h n y g (DEM)
(CONTINUED FROM PREVIOUS PAGE)	-----	-----
CANDIDATE TOTALS	7496	986
CANDIDATE PERCENT	88.37	11.62

Justice, Supreme Court, Place 7

VOTE FOR 1

	J B e o f y f d (REP)	W B S i r t l y r S W l a a t i i n n a l a g c l m e i i a m s (DEM)	I I I (LIB)
0001 Precinct 1	919	158	20
0002 Precinct 1A	158	18	3
0003 Precinct 2	249	32	3
0004 Precinct 3	413	54	6
0005 Precinct 4	590	79	5
0006 Precinct 5	386	50	6
0007 Precinct 5A	38	0	1
0008 Precinct 6	830	84	4
0009 Precinct 7	442	34	3
0010 Precinct 8	671	89	7
0011 Precinct 9	226	18	3
0012 Precinct 10	736	56	7
0013 Precinct 11	554	99	12
0014 Precinct 12	425	153	11
0015 Precinct 13	505	42	5
0016 Precinct 14	121	22	1
0017 Precinct 14A	126	29	1
CANDIDATE TOTALS	7389	1017	98
CANDIDATE PERCENT	86.88	11.95	1.15

Justice, Supreme Court, Place 8

VOTE FOR 1

	B B r u e s t b t y (REP)	G D T i . r s i e e l n a a (DEM)	T O o x m f o r d (LIB)
	-----	-----	-----

RUN DATE:11/09/20 04:54 PM

Justice, Supreme Court, Place 8

VOTE FOR 1

G D T T O
 B B i . r o x
 r u s i m f
 e s e a o
 t b l n r
 t y a a d
 (REP) (DEM) (LIB)

(CONTINUED FROM PREVIOUS PAGE)

	(REP)	(DEM)	(LIB)
0001 Precinct 1	920	153	24
0002 Precinct 1A	158	18	3
0003 Precinct 2	247	35	2
0004 Precinct 3	417	50	7
0005 Precinct 4	593	77	5
0006 Precinct 5	387	44	10
0007 Precinct 5A	38	0	1
0008 Precinct 6	829	82	7
0009 Precinct 7	441	32	4
0010 Precinct 8	671	86	11
0011 Precinct 9	224	17	5
0012 Precinct 10	740	51	9
0013 Precinct 11	547	105	12
0014 Precinct 12	426	151	13
0015 Precinct 13	510	35	8
0016 Precinct 14	117	23	5
0017 Precinct 14A	128	27	3
CANDIDATE TOTALS	7393	986	129
CANDIDATE PERCENT	86.89	11.58	1.51

Judge, Ct of Criminal Appeals, Pl 3

VOTE FOR 1

B R
 e i E D F
 r c l a r
 t h i v i
 a z i z
 r a s e
 d b l
 s e l
 o t
 n h
 (REP) (DEM)

	(REP)	(DEM)
0001 Precinct 1	936	160
0002 Precinct 1A	160	18
0003 Precinct 2	249	35
0004 Precinct 3	421	52
0005 Precinct 4	601	76
0006 Precinct 5	392	50
0007 Precinct 5A	39	0
0008 Precinct 6	833	84
0009 Precinct 7	440	35
0010 Precinct 8	680	88
0011 Precinct 9	227	19
0012 Precinct 10	742	54
0013 Precinct 11	557	108
0014 Precinct 12	429	160
0015 Precinct 13	506	47

RUN DATE:11/09/20 04:54 PM

Judge, Ct of Criminal Appeals, P1 3

VOTE FOR 1

BR
 ei EDF
 rc lar
 th ivi
 a ziz
 r ase
 d b l
 s e l
 o t
 n h
 (REP) (DEM)

(CONTINUED FROM PREVIOUS PAGE)	(REP)	(DEM)
0016 Precinct 14	121	24
0017 Precinct 14A	130	28
CANDIDATE TOTALS	7463	1038
CANDIDATE PERCENT	87.78	12.21

Judge, Ct of Criminal Appeals, P1 4

VOTE FOR 1

KPY TC
 eae il
 vta ni
 irr an
 niy t
 c o
 k n
 (REP) (DEM)

0001 Precinct 1	943	156
0002 Precinct 1A	159	19
0003 Precinct 2	250	31
0004 Precinct 3	419	54
0005 Precinct 4	599	74
0006 Precinct 5	398	46
0007 Precinct 5A	40	0
0008 Precinct 6	832	85
0009 Precinct 7	440	34
0010 Precinct 8	679	88
0011 Precinct 9	225	20
0012 Precinct 10	743	53
0013 Precinct 11	560	106
0014 Precinct 12	432	157
0015 Precinct 13	506	44
0016 Precinct 14	121	24
0017 Precinct 14A	130	28
CANDIDATE TOTALS	7476	1019
CANDIDATE PERCENT	88.00	11.99

RUN DATE:11/09/20 04:54 PM

Judge, Ct of Criminal Appeals, P1 9

VOTE FOR 1

	B B r i a r n m D N d i a e o n v w n g i e h d l a l m (REP) (DEM)	
0001 Precinct 1	934	161
0002 Precinct 1A	158	19
0003 Precinct 2	252	31
0004 Precinct 3	415	54
0005 Precinct 4	599	73
0006 Precinct 5	394	49
0007 Precinct 5A	39	0
0008 Precinct 6	831	86
0009 Precinct 7	442	33
0010 Precinct 8	675	88
0011 Precinct 9	226	18
0012 Precinct 10	744	52
0013 Precinct 11	562	101
0014 Precinct 12	436	153
0015 Precinct 13	507	42
0016 Precinct 14	122	24
0017 Precinct 14A	128	30
CANDIDATE TOTALS	7464	1014
CANDIDATE PERCENT	88.03	11.96

Member, State BoE, District 10

VOTE FOR 1

	M B a u r r s n h e a t t	T M W T S o a e r e m y b i i n s p b a t p o r e l d r d (REP) (DEM) (LIB)	
0001 Precinct 1	918	155	21
0002 Precinct 1A	153	17	3
0003 Precinct 2	248	33	2
0004 Precinct 3	415	54	2
0005 Precinct 4	585	78	13
0006 Precinct 5	388	45	10

RUN DATE:11/09/20 04:54 PM

Member, State BoE, District 10

VOTE FOR 1

MB
 au
 rr
 sn
 he
 at
 t
 TM W TS
 oa e re
 my b ii
 n s pb
 a t o
 r e l
 d r d
 (REP) (DEM) (LIB)

(CONTINUED FROM PREVIOUS PAGE)

	(REP)	(DEM)	(LIB)
0007 Precinct 5A	39	0	1
0008 Precinct 6	820	85	8
0009 Precinct 7	442	34	4
0010 Precinct 8	665	92	10
0011 Precinct 9	220	19	4
0012 Precinct 10	733	49	10
0013 Precinct 11	553	100	10
0014 Precinct 12	424	152	12
0015 Precinct 13	501	43	6
0016 Precinct 14	116	25	3
0017 Precinct 14A	128	28	2
CANDIDATE TOTALS	7348	1009	121
CANDIDATE PERCENT	86.67	11.90	1.42

State Representative, District 57

VOTE FOR 1

JR
 TA ao
 rs sg
 eh oe
 nb nr
 ty s
 (REP) (DEM)

	(REP)	(DEM)
0001 Precinct 1	966	137
0002 Precinct 1A	155	17
0003 Precinct 2	264	25
0004 Precinct 3	425	50
0005 Precinct 4	609	71
0006 Precinct 5	398	49
0007 Precinct 5A	40	0
0008 Precinct 6	833	82
0009 Precinct 7	447	34
0010 Precinct 8	687	86
0011 Precinct 9	228	16
0012 Precinct 10	743	49
0013 Precinct 11	559	100
0014 Precinct 12	438	150
0015 Precinct 13	514	36
0016 Precinct 14	124	23

RUN DATE:11/09/20 04:54 PM

State Representative, District 57

VOTE FOR 1

	T A r s e h n b t y (REP)	J R a o s g o e n r s (DEM)
(CONTINUED FROM PREVIOUS PAGE)	-----	-----
0017 Precinct 14A	129	30
CANDIDATE TOTALS	7559	955
CANDIDATE PERCENT	88.78	11.21

Justice, 10th Ct of Appeals Dist, P1 2

VOTE FOR 1

	M J a o t h t n s o n (REP)
0001 Precinct 1	989
0002 Precinct 1A	156
0003 Precinct 2	258
0004 Precinct 3	433
0005 Precinct 4	607
0006 Precinct 5	401
0007 Precinct 5A	39
0008 Precinct 6	840
0009 Precinct 7	444
0010 Precinct 8	709
0011 Precinct 9	229
0012 Precinct 10	759
0013 Precinct 11	581
0014 Precinct 12	464
0015 Precinct 13	517
0016 Precinct 14	130
0017 Precinct 14A	137
CANDIDATE TOTALS	7693
CANDIDATE PERCENT	100.00

Justice, 10th Ct of Appeals Dist, P1 3

VOTE FOR 1

	J E N o . e h i n l (REP)
0001 Precinct 1	987
0002 Precinct 1A	153
0003 Precinct 2	251

RUN DATE:11/09/20 04:54 PM

Justice, 10th Ct of Appeals Dist, P1 3

VOTE FOR 1

J E N
o . e
h i
n l
]

(REP)

(CONTINUED FROM PREVIOUS PAGE)

0004 Precinct 3	422
0005 Precinct 4	606
0006 Precinct 5	405
0007 Precinct 5A	39
0008 Precinct 6	839
0009 Precinct 7	444
0010 Precinct 8	675
0011 Precinct 9	225
0012 Precinct 10	734
0013 Precinct 11	554
0014 Precinct 12	450
0015 Precinct 13	507
0016 Precinct 14	130
0017 Precinct 14A	136
CANDIDATE TOTALS	7557
CANDIDATE PERCENT	100.00

District Attorney, 369th Judicial Dist

VOTE FOR 1

J C H
a a e
m l n
e e s
s b o
n
(REP)

0001 Precinct 1	960
0002 Precinct 1A	145
0003 Precinct 2	242
0004 Precinct 3	402
0005 Precinct 4	575
0006 Precinct 5	386
0007 Precinct 5A	37
0008 Precinct 6	802
0009 Precinct 7	407
0010 Precinct 8	662
0011 Precinct 9	213
0012 Precinct 10	736
0013 Precinct 11	575
0014 Precinct 12	448
0015 Precinct 13	497
0016 Precinct 14	123
0017 Precinct 14A	131
CANDIDATE TOTALS	7341
CANDIDATE PERCENT	100.00

RUN DATE:11/09/20 04:54 PM

County Attorney

VOTE FOR 1

K C
e o
i o
t k
h
(REP)

0001 Precinct 1	989
0002 Precinct 1A	151
0003 Precinct 2	252
0004 Precinct 3	424
0005 Precinct 4	604
0006 Precinct 5	403
0007 Precinct 5A	37
0008 Precinct 6	839
0009 Precinct 7	433
0010 Precinct 8	688
0011 Precinct 9	221
0012 Precinct 10	743
0013 Precinct 11	562
0014 Precinct 12	459
0015 Precinct 13	518
0016 Precinct 14	127
0017 Precinct 14A	133
CANDIDATE TOTALS	7583
CANDIDATE PERCENT	100.00

Sheriff

VOTE FOR 1

K E
e l
v l
i i
n s
(REP)

0001 Precinct 1	1029
0002 Precinct 1A	155
0003 Precinct 2	268
0004 Precinct 3	431
0005 Precinct 4	609
0006 Precinct 5	403
0007 Precinct 5A	39
0008 Precinct 6	836
0009 Precinct 7	442
0010 Precinct 8	702
0011 Precinct 9	226
0012 Precinct 10	755
0013 Precinct 11	589
0014 Precinct 12	491
0015 Precinct 13	519
0016 Precinct 14	134
0017 Precinct 14A	146
CANDIDATE TOTALS	7774
CANDIDATE PERCENT	100.00

RUN DATE:11/09/20 04:54 PM

County Tax Assessor-Collector

VOTE FOR 1

R S
o h
b a
i f
n e
r
(REP)

0001 Precinct 1	1019
0002 Precinct 1A	157
0003 Precinct 2	264
0004 Precinct 3	429
0005 Precinct 4	612
0006 Precinct 5	406
0007 Precinct 5A	38
0008 Precinct 6	844
0009 Precinct 7	449
0010 Precinct 8	696
0011 Precinct 9	227
0012 Precinct 10	744
0013 Precinct 11	582
0014 Precinct 12	474
0015 Precinct 13	527
0016 Precinct 14	130
0017 Precinct 14A	138
CANDIDATE TOTALS	7736
CANDIDATE PERCENT	100.00

County Commissioner, Pct 1

VOTE FOR 1

J S
o u
e l
y l
i
v
a
n
(REP)

0001 Precinct 1	991
0002 Precinct 1A	151
0003 Precinct 2	264
0004 Precinct 3	434
0016 Precinct 14	124
0017 Precinct 14A	139
CANDIDATE TOTALS	2103
CANDIDATE PERCENT	100.00

RUN DATE:11/09/20 04:54 PM

County Commissioner, Pct 3

VOTE FOR 1

K W
y o
l r
e k
m
a
n
(REP)

0010 Precinct 8	682
0011 Precinct 9	219
0012 Precinct 10	733
CANDIDATE TOTALS	1634
CANDIDATE PERCENT	100.00

Constable, Pct 1

VOTE FOR 1

G H
l i
e g
n h
n t
o
w
e
r
(REP)

0010 Precinct 8	672
0011 Precinct 9	224
0012 Precinct 10	733
0013 Precinct 11	570
0014 Precinct 12	455
0015 Precinct 13	511
CANDIDATE TOTALS	3165
CANDIDATE PERCENT	100.00

Constable, Pct 2

VOTE FOR 1

G H
e o
o l
r l
g e
e m
a
n
(REP)

0001 Precinct 1	1004
0002 Precinct 1A	150
0003 Precinct 2	259
0004 Precinct 3	427
0016 Precinct 14	130
0017 Precinct 14A	137

RUN DATE:11/09/20 04:54 PM

Constable, Pct 2

VOTE FOR 1

G H
e o
o l
r l
g e
e m
a
n

(CONTINUED FROM PREVIOUS PAGE)

(REP)

CANDIDATE TOTALS 2107
CANDIDATE PERCENT 100.00

Constable, Pct 4

VOTE FOR 1

D W
a e
v l
i c
d h
(REP)

0005 Precinct 4 600
0006 Precinct 5 400
0007 Precinct 5A 38
0008 Precinct 6 829
0009 Precinct 7 422
CANDIDATE TOTALS 2289
CANDIDATE PERCENT 100.00

CITY COUNCIL, AT LARGE BUFFALO

VOTE FOR 3

M H
a o
r u
t s
i l
n e
r
(NON)

R B
y y
a r
n d
(NON)

M G
i l
k i
e c
k
(NON)

B R
r e
e e
n d
r
(NON)

0012 Precinct 10 31 29 30 43
0013 Precinct 11 132 127 181 275
CANDIDATE TOTALS 163 156 211 318
CANDIDATE PERCENT 19.22 18.39 24.88 37.50

RUN DATE:11/09/20 04:54 PM

Mayor CENTERVILLE

VOTE FOR 1

	N G	R S
	. o	e m
	R o	b i
	. l	e t
	s	c h
	b	c
	y	a
	(NON)	(NON)
	-----	-----
0001 Precinct 1	244	81
CANDIDATE TOTALS	244	81
CANDIDATE PERCENT	75.07	24.92

City Council, At Large CENTERVILLE

VOTE FOR 1

	M C	B W
	i a	o a
	c n	b l
	h n	b t
	a a	y e
	e i	r
	l n	s
	(NON)	(NON)
	-----	-----
0001 Precinct 1	78	246
CANDIDATE TOTALS	78	246
CANDIDATE PERCENT	24.07	75.92

Proposition Normangee

VOTE FOR 1

	A D	
	G (E	
	F D A E)	
	O (E I N	
	R A) N	
	S C	
	F T O	
	A N	
	V T	
	O R	
	R A	
	(NON)	(NON)
	-----	-----
0005 Precinct 4	165	34
CANDIDATE TOTALS	165	34
CANDIDATE PERCENT	82.91	17.08

RUN DATE:11/09/20 04:54 PM

City Council, At Large OAKWOOD

VOTE FOR 3

		V W		
		i e		
		c s		
		k t		
		i m		
B B		e o		
o u	J L	r		
b l	u i	e	D N	
b l	d t	l	a e	
y o	y t	a	v e	
e c	l	n	i l	
k	e	d	d	
(NON)	(NON)	(NON)	(NON)	
-----	-----	-----	-----	
0014 Precinct 12	80	70	51	65
CANDIDATE TOTALS	80	70	51	65
CANDIDATE PERCENT	30.07	26.31	19.17	24.43

Proposition Oakwood

VOTE FOR 1

	A D	
	G (E	
F D	A E)	
O (E	I N	
R A)	N	
	S C	
F	T O	
A	N	
V	T	
O	R	
R	A	
(NON)	(NON)	
-----	-----	
0014 Precinct 12	114	33
CANDIDATE TOTALS	114	33
CANDIDATE PERCENT	77.55	22.44

Trustee, Position 4 LEON ISD

VOTE FOR 1

	C T
	h h
	a o
	d m
	a
	s
	(NON)
-----	-----
0001 Precinct 1	14
0002 Precinct 1A	48
0006 Precinct 5	44
0007 Precinct 5A	23
0008 Precinct 6	17
0009 Precinct 7	366
0010 Precinct 8	621
0011 Precinct 9	184

RUN DATE:11/09/20 04:54 PM

Trustee, Position 4 LEON ISD

VOTE FOR 1

C T
 h h
 a o
 d m
 a
 s

(CONTINUED FROM PREVIOUS PAGE)

(NON)

0012 Precinct 10	41
CANDIDATE TOTALS	1358
CANDIDATE PERCENT	100.00

Trustee, Position 5 LEON ISD

VOTE FOR 1

C B J W
 l o a i
 a y y n
 y d n
 (NON) (NON)

0001 Precinct 1	5	7
0002 Precinct 1A	28	22
0006 Precinct 5	31	14
0007 Precinct 5A	11	10
0008 Precinct 6	11	6
0009 Precinct 7	149	283
0010 Precinct 8	285	360
0011 Precinct 9	110	85
0012 Precinct 10	21	21
CANDIDATE TOTALS	651	808
CANDIDATE PERCENT	44.61	55.38

11/09/2020

Office of the Secretary of State
State of Texas
Voting History - Summary

Generated By:DGOLDEN

LEON

Election: 2020 NOVEMBER 3RD GENERAL ELECTION

County:LEON

Precinct	Total Voters	Total Suspense	Total Non-Suspense
1	162	5	157
1A	21	0	21
2	123	0	123
3	103	1	102
4	378	1	377
5	171	2	169
5A	10	0	10
6	435	4	431
7	207	1	206
8	329	3	326
9	73	1	72
10	238	2	236
11	237	4	233
12	284	3	281
13	145	1	144
14	25	1	24
14A	45	1	44
TOTALS	2986	30	2956

The total number of Early Votes is 0, Election Day Votes is 2986 ,
Provisional Ballot is 0 and Rejected Ballots is 0.

11/09/2020

Office of the Secretary of State
State of Texas
Voting History - Summary

Generated By:DGOLDEN

LEON

Election: 2020 NOVEMBER 3RD GENERAL ELECTION

County:LEON

Precinct	Total Voters	Total Suspense	Total Non-Suspense
1	884	2	882
1A	148	0	148
2	150	3	147
3	340	0	340
4	262	2	260
5	247	1	246
5A	29	0	29
6	404	0	404
7	246	2	244
8	416	2	414
9	166	1	165
10	526	3	523
11	392	1	391
12	253	0	253
13	350	2	348
14	108	0	108
14A	103	0	103
TOTALS	5024	19	5005

The total number of Early Votes is 5024, Election Day Votes is 0 ,
Provisional Ballot is 0 and Rejected Ballots is 0.

11/10/2020

Office of the Secretary of State
State of Texas
FPCA/ABBM Ballot Activity Report - Summary

Generated By: DGOLDEN
LEON

County Name	Precinct	Total ABBM Requested	Total ABBM Sent	Total ABBM Received	Total ABBM Returned	Total FPCA	Total FPCA Sent	Total FPCA Received	Total FPCA Returned
LEON									
	1	101	101	95	0	1	1	1	0
	1A	14	14	13	0	0	0	0	0
	2	24	24	19	0	3	3	3	0
	3	38	38	35	0	0	0	0	0
	4	53	53	50	0	5	5	5	0
	5	35	35	32	0	0	0	0	0
	5A	0	0	0	0	1	1	1	0
	6	100	99	88	0	3	3	3	0
	7	41	41	39	0	0	0	0	0
	8	52	52	44	0	1	1	1	0
	9	17	17	15	0	1	1	0	0
	10	54	54	44	0	6	6	5	0
	11	57	57	53	0	2	2	0	0
	12	74	73	66	0	2	2	2	0
	13	70	70	65	0	0	0	0	0
	14	20	20	17	0	0	0	0	0
	14A	19	19	16	0	0	0	0	0
		769	767	691	0	25	25	21	0

ABBM 691
FPCA + 21
TOTAL 712

11/10/2020

Office of the Secretary of State
State of Texas
Voting History - Summary

Generated By:DGOLDEN
LEON

Election: 2020 NOVEMBER 3RD GENERAL ELECTION

County:LEON

Precinct	Total Voters	Total Suspense	Total Non-Suspense
1	96	0	96
1A	13	0	13
2	22	0	22
3	35	0	35
4	55	0	55
5	32	0	32
5A	1	0	1
6	91	0	91
7	39	0	39
8	45	0	45
9	15	0	15
10	49	0	49
11	53	0	53
12	68	0	68
13	65	0	65
14	17	0	17
14A	16	0	16
TOTALS	712	0	712

The total number of Early Votes is 712, Election Day Votes is 0 ,
Provisional Ballot is 0 and Rejected Ballots is 0.

	VOTES	PERCENT
PRECINCTS COUNTED (OF 17)	17	100.00
REGISTERED VOTERS - TOTAL	11,739	
BALLOTS CAST - TOTAL	8,722	
VOTER TURNOUT - TOTAL		74.30

President / Vice-President

VOTE FOR 1		
Donald J. Trump / Michael R. P (REP)	7,523	86.62
Joseph R. Biden / Kamala D. Ha (DEM)	1,072	12.34
Jo Jorgensen / Jeremy "Spike" (LIB)	57	.66
Howie Hawkins / Angela Walker (GRN)	14	.16
WRITE-IN	19	.22
Over Votes	0	
Under Votes	37	

United States Senator

VOTE FOR 1		
John Cornyn (REP)	7,421	86.34
Mary "MJ" Hegar (DEM)	1,028	11.96
Kerry Douglas McKennon (LIB)	102	1.19
David B. Collins (GRN)	41	.48
WRITE-IN	3	.03
Over Votes	0	
Under Votes	127	

US Representative, District 8 US REP, DIST 8

VOTE FOR 1		
Kevin Brady (REP)	3,579	88.11
Elizabeth Hernandez (DEM)	443	10.91
Chris Duncan (LIB)	40	.98
Over Votes	0	
Under Votes	79	

US Representative, District 17 US REP, DIST 17

VOTE FOR 1		
Pete Sessions (REP)	3,875	86.53
Rick Kennedy (DEM)	531	11.86
Ted Brown (LIB)	72	1.61
Over Votes	0	
Under Votes	103	

Railroad Commissioner

VOTE FOR 1		
James "Jim" Wright (REP)	7,419	86.82
Chrysta Castaneda (DEM)	973	11.39
Matt Sterett (LIB)	129	1.51
Katija "Kat" Gruene (GRN)	24	.28
Over Votes	0	
Under Votes	177	

Chief Justice, Supreme Court

VOTE FOR 1		
Nathan Hecht (REP)	7,361	86.35
Amy Clark Meachum (DEM)	1,048	12.29
Mark Ash (LIB)	116	1.36
Over Votes	0	
Under Votes	197	

Justice, Supreme Court, Place 6

VOTE FOR 1		
Jane Bland (REP)	7,496	88.38
Kathy Cheng (DEM)	986	11.62
Over Votes	0	
Under Votes	240	

Justice, Supreme Court, Place 7

VOTE FOR 1		
Jeff Boyd (REP)	7,389	86.89
Staci Williams (DEM)	1,017	11.96
William Bryan Strange III (LIB)	98	1.15
Over Votes	0	
Under Votes	218	

Justice, Supreme Court, Place 8

VOTE FOR 1		
Brett Busby (REP)	7,393	86.89
Gisela D. Triana (DEM)	986	11.59
Tom Oxford (LIB)	129	1.52
Over Votes	0	
Under Votes	214	

Judge, Ct of Criminal Appeals, Pl 3

VOTE FOR 1		
Bert Richardson (REP)	7,463	87.79
Elizabeth Davis Frizell (DEM)	1,038	12.21
Over Votes	1	
Under Votes	220	

Judge, Ct of Criminal Appeals, Pl 4

VOTE FOR 1		
Kevin Patrick Yeary (REP)	7,476	88.00
Tina Clinton (DEM)	1,019	12.00
Over Votes	0	
Under Votes	227	

Judge, Ct of Criminal Appeals, Pl 9

VOTE FOR 1		
David Newell (REP)	7,464	88.04
Brandon Birmingham (DEM)	1,014	11.96
Over Votes	0	
Under Votes	244	

VOTES PERCENT

Member, State BoE, District 10
 VOTE FOR 1
 Tom Maynard (REP) 7,348 86.67
 Marsha Burnett-Webster (DEM) 1,009 11.90
 Trip Seibold (LIB) 121 1.43
 Over Votes 0
 Under Votes 244

State Representative, District 57
 VOTE FOR 1
 Trent Ashby (REP) 7,559 88.78
 Jason Rogers (DEM) 955 11.22
 Over Votes 0
 Under Votes 208

Justice, 10th Ct of Appeals Dist, P1 2
 VOTE FOR 1
 Matt Johnson (REP) 7,693 100.00
 Over Votes 0
 Under Votes 1,029

Justice, 10th Ct of Appeals Dist, P1 3
 VOTE FOR 1
 John E. Neill (REP) 7,557 100.00
 Over Votes 0
 Under Votes 1,165

District Attorney, 369th Judicial Dist
 VOTE FOR 1
 James Caleb Henson (REP) 7,341 100.00
 Over Votes 0
 Under Votes 1,381

County Attorney
 VOTE FOR 1
 Keith Cook (REP) 7,583 100.00
 Over Votes 0
 Under Votes 1,139

Sheriff
 VOTE FOR 1
 Kevin Ellis (REP) 7,774 100.00
 Over Votes 0
 Under Votes 948

County Tax Assessor-Collector
 VOTE FOR 1
 Robin Shafer (REP) 7,736 100.00
 Over Votes 0
 Under Votes 986

County Commissioner, Pct 1
 VOTE FOR 1
 Joey Sullivan (REP) 2,103 100.00
 Over Votes 0
 Under Votes 308

County Commissioner, Pct 3
 VOTE FOR 1
 Kyle Workman (REP) 1,634 100.00
 Over Votes 0
 Under Votes 223

Constable, Pct 1
 VOTE FOR 1
 Glenn Hightower (REP) 3,165 100.00
 Over Votes 0
 Under Votes 539

Constable, Pct 2
 VOTE FOR 1
 George Holleman (REP) 2,107 100.00
 Over Votes 0
 Under Votes 304

Constable, Pct 4
 VOTE FOR 1
 David Welch (REP) 2,289 100.00
 Over Votes 0
 Under Votes 318

CITY COUNCIL, AT LARGE BUFFALO
 VOTE FOR 3
 Martin Housler 163 19.22
 Ryan Byrd 156 18.40
 Mike Glick 211 24.88
 Brent Reeder 318 37.50
 Over Votes 0
 Under Votes 739

Mayor CENTERVILLE
 VOTE FOR 1
 N.R. Goolsby 244 75.08
 Rebecca Smith 81 24.92
 Over Votes 0
 Under Votes 49

VOTES PERCENT

City Council, At Large CENTERVILLE

VOTE FOR 1		
Michael Cannain	78	24.07
Bobby Walters	246	75.93
Over Votes	0	
Under Votes	50	

Proposition Normangee

VOTE FOR 1		
FOR (A FAVOR DE).	165	82.91
AGAINST (EN CONTRA DE).	34	17.09
Over Votes	0	
Under Votes	14	

City Council, At Large OAKWOOD

VOTE FOR 3		
Bobbie Bullock.	80	30.08
Judy Little.	70	26.32
Vickie Westmoreland	51	19.17
David Neel	65	24.44
Over Votes	0	
Under Votes	202	

Proposition Oakwood

VOTE FOR 1		
FOR (A FAVOR DE).	114	77.55
AGAINST (EN CONTRA DE).	33	22.45
Over Votes	0	
Under Votes	9	

Trustee, Position 4 LEON ISD

VOTE FOR 1		
Chad Thomas.	1,358	100.00
Over Votes	0	
Under Votes	427	

Trustee, Position 5 LEON ISD

VOTE FOR 1		
Clay Boyd	651	44.62
Jay Winn.	808	55.38
Over Votes	0	
Under Votes	326	

SUMMARY REPT-GROUP DETAIL

Leon County, Texas
 2020 General Election
 November 3, 2020

OFFICIAL

Run Date:11/09/20 04:54 PM

Report EL45A Page 001

	TOTAL VOTES	%	By Mail	Early Voting	Limited	Election Day	Provisional
PRECINCTS COUNTED (OF 17)	17	100.00					
REGISTERED VOTERS - TOTAL	11,739						
BALLOTS CAST - TOTAL	8,722		712	4,961	63	2,986	0
VOTER TURNOUT - TOTAL		74.30					

President / Vice-President

VOTE FOR 1

Donald J. Trump / Michael R. P (REP)	7,523	86.62	495	4,362	54	2,612	0
Joseph R. Biden / Kamala D. Ha (DEM)	1,072	12.34	205	538	9	320	0
Jo Jorgensen / Jeremy "Spike" (LIB)	57	.66	2	32	0	23	0
Howie Hawkins / Angela Walker (GRN)	14	.16	1	9	0	4	0
WRITE-IN	19	.22	3	5	0	11	0
Over Votes	0		0	0	0	0	0
Under Votes	37		6	15	0	16	0

United States Senator

VOTE FOR 1

John Cornyn (REP)	7,421	86.34	503	4,305	53	2,560	0
Mary "MJ" Hegar (DEM)	1,028	11.96	196	513	9	310	0
Kerry Douglas McKennon (LIB)	102	1.19	4	53	0	45	0
David B. Collins (GRN)	41	.48	2	20	0	19	0
WRITE-IN	3	.03	0	2	0	1	0
Over Votes	0		0	0	0	0	0
Under Votes	127		7	68	1	51	0

US Representative, District 8 US REP, DIST 8

VOTE FOR 1

Kevin Brady (REP)	3,579	88.11	254	2,079	12	1,234	0
Elizabeth Hernandez (DEM)	443	10.91	89	235	1	118	0
Chris Duncan (LIB)	40	.98	2	22	0	16	0
Over Votes	0		0	0	0	0	0
Under Votes	79		3	41	6	29	0

US Representative, District 17 US REP, DIST 17

VOTE FOR 1

Pete Sessions (REP)	3,875	86.53	248	2,253	7	1,367	0
Rick Kennedy (DEM)	531	11.86	107	256	0	168	0
Ted Brown (LIB)	72	1.61	3	40	0	29	0
Over Votes	0		0	0	0	0	0
Under Votes	103		6	35	37	25	0

Railroad Commissioner

VOTE FOR 1

James "Jim" Wright (REP)	7,419	86.82	504	4,309	51	2,555	0
Chrysta Castaneda (DEM)	973	11.39	192	488	7	286	0
Matt Sterett (LIB)	129	1.51	3	61	0	65	0
Katija "Kat" Gruene (GRN)	24	.28	1	10	0	13	0
Over Votes	0		0	0	0	0	0
Under Votes	177		12	93	5	67	0

	TOTAL VOTES	%	By Mail	Early Voting	Limited	Election Day	Provisional
Chief Justice, Supreme Court							
VOTE FOR 1							
Nathan Hecht (REP)	7,361	86.35	497	4,283	49	2,532	0
Amy Clark Meachum (DEM)	1,048	12.29	198	517	9	324	0
Mark Ash (LIB)	116	1.36	4	64	0	48	0
Over Votes	0		0	0	0	0	0
Under Votes	197		13	97	5	82	0
Justice, Supreme Court, Place 6							
VOTE FOR 1							
Jane Bland (REP)	7,496	88.38	497	4,358	49	2,592	0
Kathy Cheng (DEM)	986	11.62	194	485	7	300	0
Over Votes	0		0	0	0	0	0
Under Votes	240		21	118	7	94	0
Justice, Supreme Court, Place 7							
VOTE FOR 1							
Jeff Boyd (REP)	7,389	86.89	496	4,288	50	2,555	0
Staci Williams (DEM)	1,017	11.96	198	505	7	307	0
William Bryan Strange III (LIB)	98	1.15	3	56	0	39	0
Over Votes	0		0	0	0	0	0
Under Votes	218		15	112	6	85	0
Justice, Supreme Court, Place 8							
VOTE FOR 1							
Brett Busby (REP)	7,393	86.89	499	4,289	50	2,555	0
Gisela D. Triana (DEM)	986	11.59	195	492	7	292	0
Tom Oxford (LIB)	129	1.52	8	67	0	54	0
Over Votes	0		0	0	0	0	0
Under Votes	214		10	113	6	85	0
Judge, Ct of Criminal Appeals, Pl 3							
VOTE FOR 1							
Bert Richardson (REP)	7,463	87.79	502	4,337	50	2,574	0
Elizabeth Davis Frizell (DEM)	1,038	12.21	197	509	7	325	0
Over Votes	1		1	0	0	0	0
Under Votes	220		12	115	6	87	0
Judge, Ct of Criminal Appeals, Pl 4							
VOTE FOR 1							
Kevin Patrick Yeary (REP)	7,476	88.00	499	4,338	50	2,589	0
Tina Clinton (DEM)	1,019	12.00	202	505	7	305	0
Over Votes	0		0	0	0	0	0
Under Votes	227		11	118	6	92	0
Judge, Ct of Criminal Appeals, Pl 9							
VOTE FOR 1							
David Newell (REP)	7,464	88.04	499	4,330	50	2,585	0
Brandon Birmingham (DEM)	1,014	11.96	198	501	7	308	0
Over Votes	0		0	0	0	0	0
Under Votes	244		15	130	6	93	0

	TOTAL VOTES	%	By Mail	Early Voting	Limited	Election Day	Provisional
Member, State BoE, District 10							
VOTE FOR 1							
Tom Maynard (REP)	7,348	86.67	493	4,280	20	2,555	0
Marsha Burnett-Webster (DEM)	1,009	11.90	201	499	0	309	0
Trip Seibold (LIB)	121	1.43	4	67	2	48	0
Over Votes	0		0	0	0	0	0
Under Votes	244		14	115	41	74	0
State Representative, District 57							
VOTE FOR 1							
Trent Ashby (REP)	7,559	88.78	515	4,417	7	2,620	0
Jason Rogers (DEM)	955	11.22	185	467	0	303	0
Over Votes	0		0	0	0	0	0
Under Votes	208		12	77	56	63	0
Justice, 10th Ct of Appeals Dist, P1 2							
VOTE FOR 1							
Matt Johnson (REP)	7,693	100.00	537	4,472	17	2,667	0
Over Votes	0		0	0	0	0	0
Under Votes	1,029		175	489	46	319	0
Justice, 10th Ct of Appeals Dist, P1 3							
VOTE FOR 1							
John E. Neill (REP)	7,557	100.00	549	4,364	17	2,627	0
Over Votes	0		0	0	0	0	0
Under Votes	1,165		163	597	46	359	0
District Attorney, 369th Judicial Dist							
VOTE FOR 1							
James Caleb Henson (REP)	7,341	100.00	545	4,281	0	2,515	0
Over Votes	0		0	0	0	0	0
Under Votes	1,381		167	680	63	471	0
County Attorney							
VOTE FOR 1							
Keith Cook (REP)	7,583	100.00	556	4,417	0	2,610	0
Over Votes	0		0	0	0	0	0
Under Votes	1,139		156	544	63	376	0
Sheriff							
VOTE FOR 1							
Kevin Ellis (REP)	7,774	100.00	564	4,524	0	2,686	0
Over Votes	0		0	0	0	0	0
Under Votes	948		148	437	63	300	0
County Tax Assessor-Collector							
VOTE FOR 1							
Robin Shafer (REP)	7,736	100.00	577	4,491	0	2,668	0
Over Votes	0		0	0	0	0	0
Under Votes	986		135	470	63	318	0

	TOTAL VOTES	%	By Mail	Early Voting	Limited	Election Day	Provisional
County Commissioner, Pct 1							
VOTE FOR 1							
Joey Sullivan (REP)	2,103	100.00	154	1,522	0	427	0
Over Votes	0		0	0	0	0	0
Under Votes	308		45	192	19	52	0
County Commissioner, Pct 3							
VOTE FOR 1							
Kyle Workman (REP)	1,634	100.00	88	990	0	556	0
Over Votes	0		0	0	0	0	0
Under Votes	223		21	103	15	84	0
Constable, Pct 1							
VOTE FOR 1							
Glenn Hightower (REP)	3,165	100.00	233	1,826	0	1,106	0
Over Votes	0		0	0	0	0	0
Under Votes	539		62	241	36	200	0
Constable, Pct 2							
VOTE FOR 1							
George Holleman (REP)	2,107	100.00	156	1,523	0	428	0
Over Votes	0		0	0	0	0	0
Under Votes	304		43	191	19	51	0
Constable, Pct 4							
VOTE FOR 1							
David Welch (REP)	2,289	100.00	171	1,051	0	1,067	0
Over Votes	0		0	0	0	0	0
Under Votes	318		47	129	8	134	0
CITY COUNCIL, AT LARGE BUFFALO							
VOTE FOR 3							
Martin Housler	163	19.22	10	92	0	61	0
Ryan Byrd	156	18.40	8	90	0	58	0
Mike Glick	211	24.88	11	113	0	87	0
Brent Reeder	318	37.50	19	169	0	130	0
Over Votes	0		0	0	0	0	0
Under Votes	739		48	409	24	258	0
Mayor CENTERVILLE							
VOTE FOR 1							
N.R. Goolsby	244	75.08	18	186	0	40	0
Rebecca Smith	81	24.92	7	59	0	15	0
Over Votes	0		0	0	0	0	0
Under Votes	49		9	29	6	5	0

	TOTAL VOTES	%	By Mail	Early Voting	Limited	Election Day	Provisional
City Council, At Large CENTERVILLE							
VOTE FOR 1							
Michael Cannain	78	24.07	1	64	0	13	0
Bobby Walters	246	75.93	23	183	0	40	0
Over Votes	0		0	0	0	0	0
Under Votes	50		10	27	6	7	0
Proposition Normangee							
VOTE FOR 1							
FOR (A FAVOR DE).	165	82.91	8	47	0	110	0
AGAINST (EN CONTRA DE).	34	17.09	1	12	0	21	0
Over Votes	0		0	0	0	0	0
Under Votes	14		3	7	1	3	0
City Council, At Large OAKWOOD							
VOTE FOR 3							
Bobbye Bullock.	80	30.08	18	20	0	42	0
Judy Little.	70	26.32	15	19	0	36	0
Vickie Westmoreland	51	19.17	15	11	0	25	0
David Neel	65	24.44	7	17	0	41	0
Over Votes	0		0	0	0	0	0
Under Votes	202		23	44	3	132	0
Proposition Oakwood							
VOTE FOR 1							
FOR (A FAVOR DE).	114	77.55	20	28	0	66	0
AGAINST (EN CONTRA DE).	33	22.45	4	6	0	23	0
Over Votes	0		0	0	0	0	0
Under Votes	9		2	3	1	3	0
Trustee, Position 4 LEON ISD							
VOTE FOR 1							
Chad Thomas.	1,358	100.00	92	767	1	498	0
Over Votes	0		0	0	0	0	0
Under Votes	427		26	247	9	145	0
Trustee, Position 5 LEON ISD							
VOTE FOR 1							
Clay Boyd	651	44.62	46	393	0	212	0
Jay Winn.	808	55.38	50	422	1	335	0
Over Votes	0		0	0	0	0	0
Under Votes	326		22	199	9	96	0

Terminal S/N: V5145941->
PEB S/N PS171921- (FMW 1.07)
Software Version 9.1.6.2
Created 07/07/06 08:30
Copyright ES&S, Inc. 1993-2005
All Rights Reserved
Diagnostic check completed: OK
iVotronic I

2020 General Election Leon County
EARLY VOTING
POLLING LOCATION ZERO TAPE

Public Count Statistics	
Total Ballots Cast:	0
Total Ballots Counted:	0
Number of Terminals Opened:	6
Individual Voter Terminal Data	
S/N V5146459	
Public Count:	0
Protective Count:	1010
OPENED 06:41:46 10/13/2020	
NOT CLOSED	
S/N V5146133	
Public Count:	0
Protective Count:	1151
OPENED 06:46:44 10/13/2020	
NOT CLOSED	
S/N V5126918	
Public Count:	0
Protective Count:	553
OPENED 06:51:34 10/13/2020	
NOT CLOSED	
S/N V5144861	
Public Count:	0
Protective Count:	1409
OPENED 06:56:19 10/13/2020	
NOT CLOSED	
S/N V5144438	
Public Count:	0
Protective Count:	1104
OPENED 07:01:02 10/13/2020	
NOT CLOSED	
S/N V5145941	
Public Count:	0
Protective Count:	1191
OPENED 07:05:46 10/13/2020	
NOT CLOSED	

PRECINCT: Precinct 1
Public Count: 0
Ballot Style Counts
Ballot Style #1 0
Ballot Style #2 0
Ballot Style #3 0

PRECINCT: Precinct 1A
Public Count: 0
Ballot Style Counts
Ballot Style #4 0
Ballot Style #5 0

PRECINCT: Precinct 2
Public Count: 0
Ballot Style Counts
Ballot Style #6 0

PRECINCT: Precinct 3
Public Count: 0
Ballot Style Counts
Ballot Style #7 0

PRECINCT: Precinct 4
Public Count: 0
Ballot Style Counts
Ballot Style #8 0
Ballot Style #9 0

PRECINCT: Precinct 5
Public Count: 0
Ballot Style Counts
Ballot Style #10 0
Ballot Style #11 0

PRECINCT: Precinct 5A
Public Count: 0
Ballot Style Counts

PRECINCT: Precinct 5
Public Count: 0
Ballot Style Counts
Ballot Style #10 0
Ballot Style #11 0

PRECINCT: Precinct 5A
Public Count: 0
Ballot Style Counts
Ballot Style #12 0
Ballot Style #13 0

PRECINCT: Precinct 6
Public Count: 0
Ballot Style Counts
Ballot Style #14 0
Ballot Style #15 0

PRECINCT: Precinct 7
Public Count: 0
Ballot Style Counts
Ballot Style #16 0

PRECINCT: Precinct 8
Public Count: 0
Ballot Style Counts
Ballot Style #17 0

PRECINCT: Precinct 9
Public Count: 0
Ballot Style Counts
Ballot Style #18 0
Ballot Style #19 0

PRECINCT: Precinct 10
Public Count: 0
Ballot Style Counts
Ballot Style #20 0
Ballot Style #21 0
Ballot Style #22 0

PRECINCT: Precinct 11
Public Count: 0
Ballot Style Counts
Ballot Style #23 0
Ballot Style #24 0

PRECINCT: Precinct 12
Public Count: 0
Ballot Style Counts
Ballot Style #25 0
Ballot Style #26 0

PRECINCT: Precinct 13
Public Count: 0
Ballot Style Counts
Ballot Style #27 0

PRECINCT: Precinct 14
Public Count: 0
Ballot Style Counts
Ballot Style #28 0

PRECINCT: Precinct 14A
Public Count: 0
Ballot Style Counts
Ballot Style #29 0

Time/Date: 07:21:40 10/13/2020
Signature: *Anna J. Jolder*
Signature: *[Signature]*
Signature: *Suzanne Leathur*
Signature: *Patricia Hyslop*

Terminal S/N: V5144861->
 PEB S/N PS171921-_ (FMW 1.07)
 Software Version 9.1.B.2
 Created 07/07/06 08:30
 Copyright ES&S, Inc. 1993-2005
 All Rights Reserved
 Diagnostic check completed: OK
 iVotronic I

2020 General Election Leon County
 EARLY VOTING
 POLLING LOCATION RESULTS

Public Count Statistics
 Total Ballots Cast: 4961
 Total Ballots Counted: 4961

Number of Terminals Opened: 6
 Individual Voter Terminal Data

S/N V5146459
 Public Count: 884
 Protective Count: 1884
 OPENED 06:41:46 10/13/2020
 CLOSED 14:21:32 11/03/2020
 Terminal Ballots Counted: 884

S/N V5146133
 Public Count: 639
 Protective Count: 1790
 OPENED 06:46:44 10/13/2020
 CLOSED 14:10:26 11/03/2020
 Terminal Ballots Counted: 639

S/N V5126918
 Public Count: 337
 Protective Count: 880
 OPENED 06:51:34 10/13/2020
 CLOSED 14:15:20 11/03/2020
 Terminal Ballots Counted: 337

S/N V5144861
 Public Count: 732
 Protective Count: 2141
 OPENED 06:56:19 10/13/2020
 CLOSED 14:45:12 11/03/2020
 Terminal Ballots Counted: 732

S/N V5144438
 Public Count: 1098
 Protective Count: 2200
 OPENED 07:01:02 10/13/2020
 CLOSED 14:27:15 11/03/2020
 Terminal Ballots Counted: 1096

S/N V5145941
 Public Count: 1273
 Protective Count: 2464
 OPENED 07:05:46 10/13/2020
 CLOSED 14:37:11 11/03/2020
 Terminal Ballots Counted: 1273

 PRECINCT: Precinct 1
 Public Count: 873
 Ballot Style Counts
 Ballot Style #1 586
 Ballot Style #2 274
 Ballot Style #3 13

 PRECINCT: Precinct 1A
 Public Count: 141
 Ballot Style Counts
 Ballot Style #4 78
 Ballot Style #5 63

 PRECINCT: Precinct 2
 Public Count: 150
 Ballot Style Counts
 Ballot Style #6 150

 PRECINCT: Precinct 3
 Public Count: 339
 Ballot Style Counts
 Ballot Style #7 339

 PRECINCT: Precinct 4
 Public Count: 280
 Ballot Style Counts
 Ballot Style #8 194
 Ballot Style #9 66

PRECINCT: Precinct 4
Public Count: 260
Ballot Style Counts
Ballot Style #8 194
Ballot Style #9 66

PRECINCT: Precinct 5
Public Count: 246
Ballot Style Counts
Ballot Style #10 191
Ballot Style #11 55

PRECINCT: Precinct 5A
Public Count: 29
Ballot Style Counts
Ballot Style #12 7
Ballot Style #13 22

PRECINCT: Precinct 6
Public Count: 400
Ballot Style Counts
Ballot Style #14 391
Ballot Style #15 9

PRECINCT: Precinct 7
Public Count: 245
Ballot Style Counts
Ballot Style #16 245

PRECINCT: Precinct 8
Public Count: 409
Ballot Style Counts
Ballot Style #17 409

PRECINCT: Precinct 9
Public Count: 165
Ballot Style Counts
Ballot Style #18 7
Ballot Style #19 158

PRECINCT: Precinct 10
Public Count: 519
Ballot Style Counts
Ballot Style #20 421
Ballot Style #21 58
Ballot Style #22 40

PRECINCT: Precinct 11
Public Count: 382
Ballot Style Counts
Ballot Style #23 149
Ballot Style #24 233

PRECINCT: Precinct 12
Public Count: 248
Ballot Style Counts
Ballot Style #25 211
Ballot Style #26 37

PRECINCT: Precinct 13
Public Count: 344
Ballot Style Counts
Ballot Style #27 344

PRECINCT: Precinct 14
Public Count: 109
Ballot Style Counts
Ballot Style #28 109

PRECINCT: Precinct 14A
Public Count: 102
Ballot Style Counts
Ballot Style #29 102

Time/Date: 15:14:34 11/03/2020

Signature: *Donna Golden*

Signature: *Suzanne Leath*

Signature: *Ann Fountain*

Signature: *Mary Cobble*

UnderVotes For Above contest:
Member, State BoE, District 10

Protective Count:	2097
OPENED 06:52:13 11/03/2020	
NOT CLOSED	
S/N V5184532	
Public Count:	0
Protective Count:	697
OPENED 08:54:53 11/03/2020	
NOT CLOSED	
S/N V5144331	
Public Count:	0
Protective Count:	1302
OPENED 08:57:29 11/03/2020	
NOT CLOSED	
S/N V5147475	
Public Count:	0
Protective Count:	1314
OPENED 07:05:43 11/03/2020	
NOT CLOSED	

PRECINCT: Precinct 1
Public Count: 0
Ballot Style Counts
Ballot Style #1 0
Ballot Style #2 0
Ballot Style #3 0

PRECINCT: Precinct 1A
Public Count: 0
Ballot Style Counts
Ballot Style #4 0
Ballot Style #5 0

Time/Date: 07:10:53 11/03/2020

Signature: *[Handwritten Signature]*

Signature: *[Handwritten Signature]*

Signature: *[Handwritten Signature]*

Signature: *[Handwritten Signature]*

Terminal S/N: V5147475->
PEB S/N PS163554- (FMW 1.07)
Software Version 9.1.6.2
Created 07/07/06 08:30
Copyright ES&S, Inc. 1993-2005
All Rights Reserved
Diagnostic check completed: OK
IVotronic I

2020 General Election Leon County
CENTERVILLE
POLLING LOCATION RESULTS

Public Count Statistics
Total Ballots Cast: 183
Total Ballots Counted: 183

Number of Terminals Opened: 6
Individual Voter Terminal Data

S/N V5144804
Public Count: 4
Protective Count: 1015
OPENED 06:47:07 11/03/2020
CLOSED 19:02:19 11/03/2020
Terminal Ballots Counted: 4

S/N V5144892
Public Count: 8
Protective Count: 1489
OPENED 06:49:04 11/03/2020
CLOSED 19:03:53 11/03/2020
Terminal Ballots Counted: 8

S/N V5143475
Public Count: 26
Protective Count: 2123
OPENED 08:52:13 11/03/2020
CLOSED 19:06:47 11/03/2020
Terminal Ballots Counted: 26

S/N V5184532
Public Count: 64
Protective Count: 761
OPENED 06:54:53 11/03/2020
CLOSED 19:08:38 11/03/2020
Terminal Ballots Counted: 64

S/N V5144331
Public Count: 49
Protective Count: 1351
OPENED 06:57:29 11/03/2020
CLOSED 19:10:41 11/03/2020
Terminal Ballots Counted: 49

S/N V5147475
Public Count: 32
Protective Count: 1346
OPENED 07:05:43 11/03/2020
CLOSED 19:13:03 11/03/2020
Terminal Ballots Counted: 32


PRECINCT: Precinct 1
Public Count: 162
Ballot Style Counts
Ballot Style #1 100
Ballot Style #2 60
Ballot Style #3 2


PRECINCT: Precinct 1A
Public Count: 21
Ballot Style Counts
Ballot Style #4 17
Ballot Style #5 4

Time/Date: 19:20:18 11/03/2020

Signature: 

Signature: 

Signature: 

Signature: 

Terminal S/N: V5144716->
PEB S/N PS218985- (FMW 1.07)
Software Version 9.1.6.2
Created 07/07/08 08:30
Copyright ES&S, Inc. 1993-2005
All Rights Reserved
Diagnostic check completed: OK
iVotronic I

2020 General Election Leon County
GUY'S STORE
POLLING LOCATION ZERO TAPE

Public Count Statistics	
Total Ballots Cast:	0
Total Ballots Counted:	0
Number of Terminals Opened:	4
Individual Voter Terminal Data	
S/N V5163864	
Public Count:	0
Protective Count:	1832
OPENED 06:48:17 11/03/2020	
NOT CLOSED	
S/N V5143211	
Public Count:	0
Protective Count:	1841
OPENED 06:50:25 11/03/2020	
NOT CLOSED	
S/N V5163883	
Public Count:	0
Protective Count:	1299
OPENED 06:52:33 11/03/2020	
NOT CLOSED	
S/N V5144716	
Public Count:	0
Protective Count:	1064
OPENED 06:55:13 11/03/2020	
NOT CLOSED	

PRECINCT: Precinct 2
Public Count: 0
Ballot Style Counts
Ballot Style #6 0

Time/Date: 06:57:53 11/03/2020
Signature: *[Handwritten Signature]*
Signature: *Willy Arellano*
Signature: *Victoria Wells*
Signature: *Christen Bari Bowen*

Terminal S/N: V5144716->
PEB S/N PS218985- (FMW 1.07)
Software Version 9.1.6.2
Created 07/07/06 08:30
Copyright ES&S, Inc. 1993-2005
All Rights Reserved
Diagnostic check completed: OK
iVotronic I

2020 General Election Leon County
GUY'S STORE
POLLING LOCATION RESULTS

Public Count Statistics
Total Ballots Cast: 123
Total Ballots Counted: 123

Number of Terminals Opened: 4

Individual Voter Terminal Data
S/N V5163864
Public Count: 40
Protective Count: 1872
OPENED 06:48:17 11/03/2020
CLOSED 19:01:24 11/03/2020
Terminal Ballots Counted: 40

S/N V5143211
Public Count: 11
Protective Count: 1852
OPENED 06:50:25 11/03/2020
CLOSED 19:04:14 11/03/2020
Terminal Ballots Counted: 11

S/N V5163883
Public Count: 30
Protective Count: 1329
OPENED 06:52:33 11/03/2020
CLOSED 19:08:51 11/03/2020
Terminal Ballots Counted: 30

S/N V5144716
Public Count: 42
Protective Count: 1106
OPENED 06:55:13 11/03/2020
CLOSED 19:10:13 11/03/2020
Terminal Ballots Counted: 42

PRECINCT: Precinct 2
Public Count: 123
Ballot Style Counts
Ballot Style #8 123

Time/Date: 19:15:53 11/03/2020

Signature: Walter Delgado
Signature: Benito
Signature: Christie Sain
Signature: Deane

Terminal S/N: V5184938->
PEB S/N PS157860- (FMW 1.07)
Software Version 9.1.8.2
Created 07/07/06 08:30
Copyright ES&S, Inc. 1993-2005
All Rights Reserved
Diagnostic check completed: OK
IVotronic I

2020 General Election Leon County
LEONA
POLLING LOCATION ZERO TAPE

Public Count Statistics
Total Ballots Cast: 0
Total Ballots Counted: 0

Number of Terminals Opened: 4
Individual Voter Terminal Data
S/N V5145068
Public Count: 0
Protective Count: 1952
OPENED 06:11:31 11/03/2020
NOT CLOSED
S/N V5142351
Public Count: 0
Protective Count: 632
OPENED 06:13:42 11/03/2020
NOT CLOSED
S/N V5142509
Public Count: 0
Protective Count: 1378
OPENED 06:15:38 11/03/2020
NOT CLOSED
S/N V5184938
Public Count: 0
Protective Count: 600
OPENED 06:23:43 11/03/2020
NOT CLOSED

PRECINCT: Precinct 3
Public Count: 0
Ballot Style Counts
Ballot Style #7 0

Time/Date: 06:28:53 11/03/2020

Signature: Jay States
Signature: Jan M. Hunt
Signature: Linda S. Humphreys
Signature: Jean P. Peltier

Terminal S/N: V5184938->
PEB S/N PS157860- (FMW 1.07)
Software Version 9.1.6.2
Created 07/07/06 08:30
Copyright ES&S, Inc. 1993-2005
All Rights Reserved
Diagnostic check completed: OK
iVotronic I

2020 General Election Leon County
LEONA
POLLING LOCATION RESULTS

Public Count Statistics
Total Ballots Cast: 103
Total Ballots Counted: 103

Number of Terminals Opened: 4

Individual Voter Terminal Data

S/N V5145088
Public Count: 39
Protective Count: 1991
OPENED 06:11:31 11/03/2020
CLOSED 19:02:28 11/03/2020
Terminal Ballots Counted: 39

S/N V5142351
Public Count: 36
Protective Count: 668
OPENED 06:13:42 11/03/2020
CLOSED 19:07:48 11/03/2020
Terminal Ballots Counted: 36

S/N V5142509
Public Count: 22
Protective Count: 1400
OPENED 06:15:38 11/03/2020
CLOSED 19:11:48 11/03/2020
Terminal Ballots Counted: 22

S/N V5184938
Public Count: 6
Protective Count: 606
OPENED 06:23:43 11/03/2020
CLOSED 19:16:20 11/03/2020
Terminal Ballots Counted: 6

PRECINCT: Precinct 3
Public Count: 103
Ballot Style Counts
Ballot Style #7 103

Time/Date: 19:21:31 11/03/2020

Signature: *Juan de la Cruz*

Signature: *Jay Senter*

Signature: *Don Prother*

Signature: *Linda M. Winters*

Terminal S/N: V5144718->
PEB S/N PS225859- (FMW 1.07)
Software Version 9.1.6.2
Created 07/07/06 08:30
Copyright ES&S, Inc. 1993-2005
All Rights Reserved
Diagnostic check completed: OK
iVotronic I

2020 General Election Leon County
NORMANGEE
POLLING LOCATION ZERO TAPE

Public Count Statistics
Total Ballots Cast: 0
Total Ballots Counted: 0

Number of Terminals Opened: 6
Individual Voter Terminal Data

S/N V5145177
Public Count: 0
Protective Count: 2240
OPENED 05:56:36 11/03/2020
NOT CLOSED

S/N V5133798
Public Count: 0
Protective Count: 1501
OPENED 05:59:49 11/03/2020
NOT CLOSED

S/N V5163711
Public Count: 0
Protective Count: 1944
OPENED 06:05:38 11/03/2020
NOT CLOSED

S/N V5185293
Public Count: 0
Protective Count: 466
OPENED 06:08:13 11/03/2020
NOT CLOSED

S/N V5144558
Public Count: 0
Protective Count: 2242
OPENED 06:11:31 11/03/2020
NOT CLOSED

S/N V5144718
Public Count: 0
Protective Count: 947
OPENED 06:14:49 11/03/2020
NOT CLOSED

PRECINCT: Precinct 4
Public Count: 0
Ballot Style Counts
Ballot Style #8 0
Ballot Style #9 0

Time/Date: 19:33:01 11/03/2020
Signature: *Jo Milled*
Signature: *Judy Martindale*
Signature: *Jim Mann*
Signature: _____

Terminal S/N: V5144718->
PEB S/N PS225859- (FMW 1.07)
Software Version 9.1.8.2
Created 07/07/06 08:30
Copyright ES&S, Inc. 1993-2005
All Rights Reserved
Diagnostic check completed: OK
iVotronic I

2020 General Election Leon County
NORMANGEE
POLLING LOCATION RESULTS

Public Count Statistics
Total Ballots Cast: 378
Total Ballots Counted: 378

Number of Terminals Opened: 6

Individual Voter Terminal Data
S/N V5145177

Public Count: 75
Protective Count: 2315
OPENED 05:56:36 11/03/2020
CLOSED 19:07:23 11/03/2020
Terminal Ballots Counted: 75

S/N V5133798

Public Count: 75
Protective Count: 1578
OPENED 05:59:49 11/03/2020
CLOSED 19:10:22 11/03/2020
Terminal Ballots Counted: 75

S/N V5163711

Public Count: 60
Protective Count: 2004
OPENED 06:05:38 11/03/2020
CLOSED 19:16:02 11/03/2020
Terminal Ballots Counted: 60

S/N V5185293

Public Count: 37
Protective Count: 503
OPENED 06:08:13 11/03/2020
CLOSED 19:19:53 11/03/2020
Terminal Ballots Counted: 37

S/N V5144558

Public Count: 60
Protective Count: 2302
OPENED 06:11:31 11/03/2020
CLOSED 19:24:32 11/03/2020
Terminal Ballots Counted: 60

S/N V5144718

Public Count: 71
Protective Count: 1018
OPENED 06:14:49 11/03/2020
CLOSED 19:28:32 11/03/2020
Terminal Ballots Counted: 71

PRECINCT: Precinct 4

Public Count: 378

Ballot Style Counts

Ballot Style #8 244

Ballot Style #9 134

Time/Date: 19:34:04 11/03/2020

Signature: *Joe Montalvo*

Signature: *Judy Montalvo*

Signature: *Justin Mann*

Signature: _____

Terminal S/N: V5144207->
PEB S/N PS134722- (FMW 1.07)
Software Version 9.1.6.2
Created 07/07/08 08:30
Copyright ES&S, Inc. 1993-2005
All Rights Reserved
Diagnostic check completed: OK
iVotronic I

2020 General Election Leon County
FLYNN
POLLING LOCATION ZERO TAPE

Public Count Statistics
Total Ballots Cast: 0
Total Ballots Counted: 0

Number of Terminals Opened: 4

Individual Voter Terminal Data

S/N V5145138
Public Count: 0
Protective Count: 1039
OPENED 06:23:08 11/03/2020
NOT CLOSED

S/N V5163529
Public Count: 0
Protective Count: 351
OPENED 06:35:01 11/03/2020
NOT CLOSED

S/N V5142912
Public Count: 0
Protective Count: 536
OPENED 06:45:28 11/03/2020
NOT CLOSED

S/N V5144207
Public Count: 0
Protective Count: 886
OPENED 06:55:46 11/03/2020
NOT CLOSED

PRECINCT: Precinct 5
Public Count: 0
Ballot Style Counts
Ballot Style #10 0
Ballot Style #11 0

PRECINCT: Precinct 5A
Public Count: 0
Ballot Style Counts
Ballot Style #12 0
Ballot Style #13 0

Time/Date: 07:00:34 11/03/2020

Signature: 

Signature: 

Signature: 

Signature: 

Terminal S/N: V5142912->
PEB S/N PS134722- (FMW 1.07)
Software Version 9.1.6.2
Created 07/07/06 08:30
Copyright ES&S, Inc. 1993-2005
All Rights Reserved
Diagnostic check completed: OK
iVotronic I

2020 General Election Leon County
FLYNN
POLLING LOCATION RESULTS

Public Count Statistics
Total Ballots Cast: 181
Total Ballots Counted: 181

Number of Terminals Opened: 4

Individual Voter Terminal Data
S/N V5145138
Public Count: 71
Protective Count: 1110
OPENED 06:23:08 11/03/2020
CLOSED 19:05:55 11/03/2020
Terminal Ballots Counted: 71





S/N V5163529
Public Count: 23
Protective Count: 374
OPENED 06:35:01 11/03/2020
CLOSED 19:00:57 11/03/2020
Terminal Ballots Counted: 23

S/N V5142912
Public Count: 65
Protective Count: 601
OPENED 06:45:28 11/03/2020
CLOSED 19:14:20 11/03/2020
Terminal Ballots Counted: 65

S/N V5144207
Public Count: 22
Protective Count: 908
OPENED 06:55:46 11/03/2020
CLOSED 19:10:37 11/03/2020
Terminal Ballots Counted: 22

PRECINCT: Precinct 5
Public Count: 171
Ballot Style Counts
Ballot Style #10 168
Ballot Style #11 3

PRECINCT: Precinct 5A
Public Count: 10
Ballot Style Counts
Ballot Style #12 5
Ballot Style #13 5

Time/Date: 19:21:11 11/03/2020
Signature: 
Signature: 
Signature: 
Signature: 


Terminal S/N: V5145147->
PEB S/N PS210899- (FMW 1.07)
Software Version 9.1.6.2
Created 07/07/06 08:30
Copyright ES&S, Inc. 1993-2005
All Rights Reserved
Diagnostic check completed: OK
iVotronic I

2020 General Election Leon County
HILLTOP LAKES
POLLING LOCATION ZERO TAPE

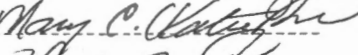
Public Count Statistics	
Total Ballots Cast:	0
Total Ballots Counted:	0
Number of Terminals Opened:	6
Individual Voter Terminal Data	
S/N V5164026	
Public Count:	0
Protective Count:	1208
OPENED 06:23:08 11/03/2020	
NOT CLOSED	
S/N V5165064	
Public Count:	0
Protective Count:	762
OPENED 06:25:13 11/03/2020	
NOT CLOSED	
S/N V5144984	
Public Count:	0
Protective Count:	1314
OPENED 06:28:18 11/03/2020	
NOT CLOSED	
S/N V5145147	
Public Count:	0
Protective Count:	2008
OPENED 07:01:34 11/03/2020	
NOT CLOSED	
S/N V5185012	
Public Count:	0
Protective Count:	809
OPENED 06:54:15 11/03/2020	
NOT CLOSED	
S/N V5142505	
Public Count:	0
Protective Count:	1480
OPENED 06:57:07 11/03/2020	
NOT CLOSED	


PRECINCT: Precinct 6
Public Count: 0
Ballot Style Counts
Ballot Style #14 0
Ballot Style #15 0

Time/Date: 07:08:13 11/03/2020

Signature: 

Signature: 

Signature: 

Signature: 

Terminal S/N: V5142505->
PEB S/N PS219899- (FMW 1.07)
Software Version 9.1.6.2
Created 07/07/06 08:30
Copyright ES&S, Inc. 1993-2005
All Rights Reserved
Diagnostic check completed: OK
iVotronic I

2020 General Election Leon County
HILLTOP LAKES
POLLING LOCATION RESULTS

Public Count Statistics	
Total Ballots Cast:	435
Total Ballots Counted:	435
Number of Terminals Opened:	6
Individual Voter Terminal Data	
S/N V5164026	
Public Count:	95
Protective Count:	1303
OPENED 06:23:08 11/03/2020	
CLOSED 19:01:58 11/03/2020	
Terminal Ballots Counted:	95
S/N V5165064	
Public Count:	87
Protective Count:	849
OPENED 06:25:13 11/03/2020	
CLOSED 19:04:47 11/03/2020	
Terminal Ballots Counted:	87
S/N V5144984	
Public Count:	100
Protective Count:	1414
OPENED 06:28:18 11/03/2020	
CLOSED 19:08:39 11/03/2020	
Terminal Ballots Counted:	100
S/N V5145147	
Public Count:	50
Protective Count:	2058
OPENED 07:01:34 11/03/2020	
CLOSED 19:11:14 11/03/2020	
Terminal Ballots Counted:	50
S/N V5185012	
Public Count:	51
Protective Count:	860
OPENED 06:54:15 11/03/2020	
CLOSED 19:13:04 11/03/2020	
Terminal Ballots Counted:	51
S/N V5142505	
Public Count:	52
Protective Count:	1532
OPENED 06:57:07 11/03/2020	
CLOSED 19:16:53 11/03/2020	
Terminal Ballots Counted:	52

PRECINCT: Precinct 6
Public Count: 435
Ballot Style Counts
Ballot Style #14 423
Ballot Style #15 12

Time/Date: 19:23:22 11/03/2020

Signature: _____

Signature: *Pat Dibles* _____

Signature: *John P. ...* _____

Signature: *Ray (Cate) ...* _____

Terminal S/N: V5163441->
PEB S/N PS163903- (FMW 1.07)
Software Version 9.1.6.2
Created 07/07/06 08:30
Copyright ES&S, Inc. 1993-2005
All Rights Reserved
Diagnostic check completed: OK
iVotronic I

2020 General Election Leon County
MARQUEZ
POLLING LOCATION ZERO TAPE

Public Count Statistics	
Total Ballots Cast:	0
Total Ballots Counted:	0
Number of Terminals Opened:	4
Individual Voter Terminal Data	
S/N V5145155	
Public Count:	0
Protective Count:	2004
OPENED 06:22:11 11/03/2020	
NOT CLOSED	
S/N V5182113	
Public Count:	0
Protective Count:	2177
OPENED 06:24:40 11/03/2020	
NOT CLOSED	
S/N V5145732	
Public Count:	0
Protective Count:	1931
OPENED 06:27:07 11/03/2020	
NOT CLOSED	
S/N V5163441	
Public Count:	0
Protective Count:	1927
OPENED 06:29:17 11/03/2020	
NOT CLOSED	

PRECINCT: Precinct 7
Public Count: 0
Ballot Style Counts
Ballot Style #16 0

Time/Date: 06:32:45 11/03/2020
Signature: *Kimi Smith*
Signature: *Janet Bell*
Signature: *James Boy*
Signature: *J. McPherson*

Terminal S/N: V5162113->
PEB S/N PS157825- (FMW 1.07)
Software Version 9.1.6.2
Created 07/07/06 08:30
Copyright ES&S, Inc. 1993-2005
All Rights Reserved
Diagnostic check completed: OK
iVotronic I

2020 General Election Leon County
MARQUEZ
POLLING LOCATION RESULTS

Public Count Statistics
Total Ballots Cast: 207
Total Ballots Counted: 207

Number of Terminals Opened: 4

Individual Voter Terminal Data
S/N V5145732

Public Count: 48
Protective Count: 1979
OPENED 06:27:07 11/03/2020
CLOSED 19:25:16 11/03/2020
Terminal Ballots Counted: 48

S/N V5163441

Public Count: 45
Protective Count: 1972
OPENED 06:29:17 11/03/2020
CLOSED 19:50:14 11/03/2020
Terminal Ballots Counted: 45

S/N V5145155

Public Count: 75
Protective Count: 2079
OPENED 06:22:11 11/03/2020
CLOSED 19:02:38 11/03/2020
Terminal Ballots Counted: 75

S/N V5162113

Public Count: 39
Protective Count: 2216
OPENED 06:24:40 11/03/2020
CLOSED 19:06:02 11/03/2020
Terminal Ballots Counted: 39

PRECINCT: Precinct 7
Public Count: 207
Ballot Style Counts
Ballot Style #16 207

Time/Date: 20:22:42 11/03/2020
Signature: *Kim Smead*
Signature: *M. O. B.*
Signature: *James Boy*
Signature: *John Lee*

Terminal S/N: V5144887->
PEB S/N PS183367- (FMW 1.07)
Software Version 9.1.6.2
Created 07/07/06 08:30
Copyright ES&S, Inc. 1993-2005
All Rights Reserved
Diagnostic check completed: OK
iVotronic I

2020 General Election Leon County
JEWETT
POLLING LOCATION ZERO TAPE

Public Count Statistics	
Total Ballots Cast:	0
Total Ballots Counted:	0
Number of Terminals Opened:	6
Individual Voter Terminal Data	
S/N V5149358	
Public Count:	0
Protective Count:	1017
OPENED 05:55:04 11/03/2020	
NOT CLOSED	
S/N V5144935	
Public Count:	0
Protective Count:	820
OPENED 05:57:48 11/03/2020	
NOT CLOSED	
S/N V5143480	
Public Count:	0
Protective Count:	1238
OPENED 06:00:22 11/03/2020	
NOT CLOSED	
S/N V5147304	
Public Count:	0
Protective Count:	1138
OPENED 06:02:21 11/03/2020	
NOT CLOSED	
S/N V5143889	
Public Count:	0
Protective Count:	712
OPENED 06:04:17 11/03/2020	
NOT CLOSED	
S/N V5144887	
Public Count:	0
Protective Count:	878
OPENED 06:06:03 11/03/2020	
NOT CLOSED	

PRECINCT: Precinct 8
Public Count: 0
Ballot Style Counts
Ballot Style #17 0

Time/Date: 06:08:27 11/03/2020
Signature: *Cindy Sitten*
Signature: *Patrick Engleman*
Signature: *Cynthia Spivey*
Signature: *Melissa Spradley*

Terminal S/N: V5144887->
PEB S/N PS163367- (FMW 1.07)
Software Version 9.1.6.2
Created 07/07/06 08:30
Copyright ES&S, Inc. 1993-2005
All Rights Reserved
Diagnostic check completed: OK
iVotronic I

2020 General Election Leon County
JEWETT
POLLING LOCATION RESULTS

Public Count Statistics
Total Ballots Cast: 329
Total Ballots Counted: 329

Number of Terminals Opened: 6
Individual Voter Terminal Data

S/N V5149358
Public Count: 73
Protective Count: 1090
OPENED 05:55:04 11/03/2020
CLOSED 19:00:45 11/03/2020
Terminal Ballots Counted: 73

S/N V5144935
Public Count: 87
Protective Count: 907
OPENED 05:57:48 11/03/2020
CLOSED 19:04:06 11/03/2020
Terminal Ballots Counted: 87

S/N V5143480
Public Count: 45
Protective Count: 1283
OPENED 06:00:22 11/03/2020
CLOSED 19:06:37 11/03/2020
Terminal Ballots Counted: 45

S/N V5147304
Public Count: 10
Protective Count: 1148
OPENED 06:02:21 11/03/2020
CLOSED 19:08:00 11/03/2020
Terminal Ballots Counted: 10

S/N V5143889
Public Count: 30
Protective Count: 742
OPENED 06:04:17 11/03/2020
CLOSED 19:09:22 11/03/2020
Terminal Ballots Counted: 30

S/N V5144887
Public Count: 84
Protective Count: 762
OPENED 06:06:03 11/03/2020
CLOSED 19:10:32 11/03/2020
Terminal Ballots Counted: 84

PRECINCT: Precinct 8
Public Count: 329
Ballot Style Counts
Ballot Style #17 329

Time/Date: 19:15:49 11/03/2020
Signature: *Melissa Sprattley*
Signature: *Carolyn J. Kersey*
Signature: *Judith Engleman*
Signature: *Cindy Setton*

Terminal S/N: V5163987->
PEB S/N PS161857- (FMW 1.07)
Software Version 9.1.6.2
Created 07/07/06 08:30
Copyright ES&S, Inc. 1993-2005
All Rights Reserved
Diagnostic check completed: OK
IVotronic I

2020 General Election Leon County
CONCORD
POLLING LOCATION ZERO TAPE

Public Count Statistics	
Total Ballots Cast:	0
Total Ballots Counted:	0
Number of Terminals Opened:	4
Individual Voter Terminal Data	
S/N V5143547	
Public Count:	0
Protective Count:	910
OPENED 06:20:48 11/03/2020	
NOT CLOSED	
S/N V5164285	
Public Count:	0
Protective Count:	1047
OPENED 06:24:37 11/03/2020	
NOT CLOSED	
S/N V5164033	
Public Count:	0
Protective Count:	1148
OPENED 06:27:20 11/03/2020	
NOT CLOSED	
S/N V5163987	
Public Count:	0
Protective Count:	1197
OPENED 06:28:52 11/03/2020	
NOT CLOSED	

PRECINCT: Precinct 9
Public Count: 0
Ballot Style Counts
 Ballot Style #18 0
 Ballot Style #19 0

Time/Date: 06:33:37 11/03/2020
Signature: Brenda Drea
Signature: Mamie Bell
Signature: Karin Moore
Signature: Ay Aklay

Terminal S/N: V5163987->
PEB S/N PS161857- (FMW 1.07)
Software Version 9.1.6.2
Created 07/07/06 08:30
Copyright ES&S, Inc. 1993-2005
All Rights Reserved
Diagnostic check completed: OK
IVotronic I

2020 General Election Leon County
CONCORD
POLLING LOCATION RESULTS

Public Count Statistics
Total Ballots Cast: 73
Total Ballots Counted: 73

Number of Terminals Opened: 4

Individual Voter Terminal Data
S/N V5143547
Public Count: 29
Protective Count: 939
OPENED 06:20:48 11/03/2020
CLOSED 19:01:13 11/03/2020
Terminal Ballots Counted: 29

S/N V5164285
Public Count: 32
Protective Count: 1079
OPENED 06:24:37 11/03/2020
CLOSED 19:05:52 11/03/2020
Terminal Ballots Counted: 32

S/N V5164033
Public Count: 6
Protective Count: 1154
OPENED 06:27:20 11/03/2020
CLOSED 19:08:57 11/03/2020
Terminal Ballots Counted: 6

S/N V5163987
Public Count: 6
Protective Count: 1203
OPENED 06:28:52 11/03/2020
CLOSED 19:11:23 11/03/2020
Terminal Ballots Counted: 6

PRECINCT: Precinct 9
Public Count: 73
Ballot Style Counts
Ballot Style #18 0
Ballot Style #19 73





Time/Date: 19:18:49 11/03/2020
Signature: Brenda Green
Signature: Mamie Bell
Signature: Karen Moore
Signature: A. Ackley

Terminal S/N: V5147425->
PEB S/N PS163318- (FMW 1.07)
Software Version 9.1.6.2
Created 07/07/06 08:30
Copyright ES&S, Inc. 1993-2005
All Rights Reserved
Diagnostic check completed: OK
iVotronic I

2020 General Election Leon County
W. BUFFALO
POLLING LOCATION ZERO TAPE

Public Count Statistics	
Total Ballots Cast:	0
Total Ballots Counted:	0
Number of Terminals Opened:	5
Individual Voter Terminal Data	
S/N V5145943	
Public Count:	0
Protective Count:	1472
OPENED 06:30:19 11/03/2020	
NOT CLOSED	
S/N V5144782	
Public Count:	0
Protective Count:	1851
OPENED 06:35:23 11/03/2020	
NOT CLOSED	
S/N V5161299	
Public Count:	0
Protective Count:	1380
OPENED 06:37:44 11/03/2020	
NOT CLOSED	
S/N V5163993	
Public Count:	0
Protective Count:	1503
OPENED 06:40:14 11/03/2020	
NOT CLOSED	
S/N V5147425	
Public Count:	0
Protective Count:	1651
OPENED 06:48:58 11/03/2020	
NOT CLOSED	

PRECINCT: Precinct 10
Public Count: 0
Ballot Style Counts
 Ballot Style #20 0
 Ballot Style #21 0
 Ballot Style #22 0

Time/Date: 06:52:35 11/03/2020
Signature: 
Signature: 
Signature: 
Signature: 

Terminal S/N: V5147425->
PEB S/N PS163318- (FMW 1.07)
Software Version 9.1.6.2
Created 07/07/06 08:30
Copyright ES&S, Inc. 1993-2005
All Rights Reserved
Diagnostic check completed: OK
iVotronic I

2020 General Election Leon County
W. BUFFALO
POLLING LOCATION RESULTS

Public Count Statistics
Total Ballots Cast: 238
Total Ballots Counted: 238

Number of Terminals Opened: 5
Individual Voter Terminal Data

S/N V5145943
Public Count: 16
Protective Count: 1488
OPENED 06:30:19 11/03/2020
CLOSED 19:00:54 11/03/2020
Terminal Ballots Counted: 16


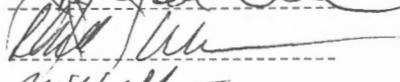


S/N V5144782
Public Count: 59
Protective Count: 1910
OPENED 06:35:23 11/03/2020
CLOSED 19:02:50 11/03/2020
Terminal Ballots Counted: 59

S/N V5161299
Public Count: 46
Protective Count: 1426
OPENED 06:37:44 11/03/2020
CLOSED 19:05:11 11/03/2020
Terminal Ballots Counted: 46

S/N V5163993
Public Count: 61
Protective Count: 1564
OPENED 06:40:14 11/03/2020
CLOSED 19:07:33 11/03/2020
Terminal Ballots Counted: 61

S/N V5147425
Public Count: 56
Protective Count: 1707
OPENED 06:48:58 11/03/2020
CLOSED 19:10:31 11/03/2020
Terminal Ballots Counted: 56

PRECINCT: Precinct 10
Public Count: 238
Ballot Style Counts
Ballot Style #20 207
Ballot Style #21 23
Ballot Style #22 8

Time/Date: 19:14:53 11/03/2020
Signature: 
Signature: 
Signature: 
Signature: 

Terminal S/N: V5163914->
PEB S/N PS148815- (FMW 1.07)
Software Version 9.1.6.2
Created 07/07/06 08:30
Copyright ES&S, Inc. 1993-2005
All Rights Reserved
Diagnostic check completed: OK
iVotronic I

2020 General Election Leon County
E. BUFFALO
POLLING LOCATION ZERO TAPE

Public Count Statistics
Total Ballots Cast: 0
Total Ballots Counted: 0

Number of Terminals Opened: 6
Individual Voter Terminal Data

S/N V5163447
Public Count: 0
Protective Count: 1066
OPENED 06:05:25 11/03/2020
NOT CLOSED

S/N V5186090
Public Count: 0
Protective Count: 837
OPENED 06:07:30 11/03/2020
NOT CLOSED

S/N V5149379
Public Count: 0
Protective Count: 1118
OPENED 06:10:32 11/03/2020
NOT CLOSED

S/N V5164963
Public Count: 0
Protective Count: 1361
OPENED 06:12:20 11/03/2020
NOT CLOSED

S/N V5163490
Public Count: 0
Protective Count: 1644
OPENED 06:15:09 11/03/2020
NOT CLOSED

S/N V5163914
Public Count: 0
Protective Count: 2552
OPENED 06:18:17 11/03/2020
NOT CLOSED

PRECINCT: Precinct 11
Public Count: 0
Ballot Style Counts
Ballot Style #23 0
Ballot Style #24 0

Time/Date: 06:21:25 11/03/2020

Signature: *Karen Jackson*

Signature: *J. Smith*

Signature: *Spencer Hyder*

Signature: *Courtney Woods*

Terminal S/N: V5163914->
PEB S/N PS148815- (FMW 1.07)
Software Version 9.1.6.2
Created 07/07/06 08:30
Copyright ES&S, Inc. 1993-2005
All Rights Reserved
Diagnostic check completed: OK
iVotronic I

2020 General Election Leon County
E. BUFFALO
POLLING LOCATION RESULTS

Public Count Statistics
Total Ballots Cast: 237
Total Ballots Counted: 237

Number of Terminals Opened: 6

Individual Voter Terminal Data

S/N V5163447

Public Count: 5
Protective Count: 1071
OPENED 06:05:25 11/03/2020
CLOSED 19:03:26 11/03/2020
Terminal Ballots Counted: 5

S/N V5186080

Public Count: 37
Protective Count: 874
OPENED 06:07:30 11/03/2020
CLOSED 19:06:07 11/03/2020
Terminal Ballots Counted: 37

S/N V5149379

Public Count: 34
Protective Count: 1152
OPENED 06:10:32 11/03/2020
CLOSED 19:10:01 11/03/2020
Terminal Ballots Counted: 34

S/N V5164963

Public Count: 67
Protective Count: 1428
OPENED 06:12:20 11/03/2020
CLOSED 19:11:17 11/03/2020
Terminal Ballots Counted: 67

S/N V5183490

Public Count: 56
Protective Count: 1700
OPENED 06:15:09 11/03/2020
CLOSED 19:13:04 11/03/2020
Terminal Ballots Counted: 56

S/N V5163914

Public Count: 38
Protective Count: 2590
OPENED 06:18:17 11/03/2020
CLOSED 19:15:39 11/03/2020
Terminal Ballots Counted: 38

PRECINCT: Precinct 11

Public Count: 237

Ballot Style Counts

Ballot Style #23 62

Ballot Style #24 175

Time/Date: 19:20:44 11/03/2020

Signature: *Karm Packman*

Signature: *Spis Fulto*

Signature: *Beneet Hyder*

Signature: *Loyee Johnson*

Signature: *Colin Woods*

Terminal S/N: V5144614->
PEB S/N PS239954- (FMW 1.07)
Software Version 9.1.6.2
Created 07/07/08 08:30
Copyright ES&S, Inc. 1993-2005
All Rights Reserved
Diagnostic check completed: OK
iVotronic I

2020 General Election Leon County
OAKWOOD
POLLING LOCATION ZERO TAPE

Public Count Statistics
Total Ballots Cast: 0
Total Ballots Counted: 0

Number of Terminals Opened: 4

Individual Voter Terminal Data
S/N V5163967
Public Count: 0
Protective Count: 1193
OPENED 06:26:30 11/03/2020
NOT CLOSED
S/N V5142356
Public Count: 0
Protective Count: 2129
OPENED 06:28:58 11/03/2020
NOT CLOSED
S/N V5163631
Public Count: 0
Protective Count: 1879
OPENED 06:30:40 11/03/2020
NOT CLOSED
S/N V5144614
Public Count: 0
Protective Count: 1191
OPENED 06:33:45 11/03/2020
NOT CLOSED

PRECINCT: Precinct 12
Public Count: 0
Ballot Style Counts
Ballot Style #25 0
Ballot Style #26 0

Time/Date: 06:37:04 11/03/2020

Signature: *Shay Blad*
Signature: *George L. Giskett*
Signature: *Bill L. Roberts*
Signature: *Myron K. Lane*

Terminal S/N: V5144614->
PEB S/N PS239954- (FMW 1.07)
Software Version 9.1.6.2
Created 07/07/08 08:30
Copyright ES&S, Inc. 1993-2005
All Rights Reserved
Diagnostic check completed: OK
iVotronic I

2020 General Election Leon County
OAKWOOD
POLLING LOCATION RESULTS

Public Count Statistics
Total Ballots Cast: 284
Total Ballots Counted: 284

Number of Terminals Opened: 4

Individual Voter Terminal Data
S/N V5163967
Public Count: 82
Protective Count: 1275
OPENED 06:26:30 11/03/2020
CLOSED 19:01:06 11/03/2020
Terminal Ballots Counted: 82

S/N V5142356
Public Count: 89
Protective Count: 2218
OPENED 06:28:58 11/03/2020
CLOSED 19:04:24 11/03/2020
Terminal Ballots Counted: 89

S/N V5163631
Public Count: 50
Protective Count: 1929
OPENED 06:30:40 11/03/2020
CLOSED 19:06:59 11/03/2020
Terminal Ballots Counted: 50

S/N V5144614
Public Count: 63
Protective Count: 1254
OPENED 06:33:45 11/03/2020
CLOSED 19:10:58 11/03/2020
Terminal Ballots Counted: 63

PRECINCT: Precinct 12
Public Count: 284
Ballot Style Counts
Ballot Style #25 192
Ballot Style #26 92

Time/Date: 19:16:20 11/03/2020
Signature: *Shirley Blum*
Signature: *Raymond R. Price*
Signature: *W. L. Keeler*
Signature: *George Edna J. Scott*

Terminal S/N: V5144875->
PEB S/N PS197257- (FMW 1.07)
Software Version 9.1.6.2
Created 07/07/06 08:30
Copyright ES&S, Inc. 1993-2005
All Rights Reserved
Diagnostic check completed: OK
iVotronic I

2020 General Election Leon County
FLO
POLLING LOCATION ZERO TAPE

Public Count Statistics
Total Ballots Cast: 0
Total Ballots Counted: 0

Number of Terminals Opened: 4

Individual Voter Terminal Data

S/N V5145323
Public Count: 0
Protective Count: 847
OPENED 06:14:36 11/03/2020
NOT CLOSED


S/N V5145040
Public Count: 0
Protective Count: 1108
OPENED 06:17:06 11/03/2020
NOT CLOSED


S/N V5156334
Public Count: 0
Protective Count: 2425
OPENED 06:19:00 11/03/2020
NOT CLOSED


S/N V5144875
Public Count: 0
Protective Count: 1499
OPENED 06:21:38 11/03/2020
NOT CLOSED

PRECINCT: Precinct 13
Public Count: 0
Ballot Style Counts
Ballot Style #27 0

Time/Date: 06:24:49 11/03/2020

Signature: 

Signature: 

Signature: 

Signature: 

Terminal S/N: V5144875->
PEB S/N PS197257- (FMW 1.07)
Software Version 9.1.6.2
Created 07/07/06 08:30
Copyright ES&S, Inc. 1993-2005
All Rights Reserved
Diagnostic check completed: OK
iVotronic I

2020 General Election Leon County
FLO
POLLING LOCATION RESULTS

Public Count Statistics
Total Ballots Cast: 145
Total Ballots Counted: 145

Number of Terminals Opened: 4
Individual Voter Terminal Data





S/N V5145323
Public Count: 72
Protective Count: 919
OPENED 06:14:36 11/03/2020
CLOSED 19:05:21 11/03/2020
Terminal Ballots Counted: 72

S/N V5145040
Public Count: 45
Protective Count: 1153
OPENED 06:17:06 11/03/2020
CLOSED 19:08:49 11/03/2020
Terminal Ballots Counted: 45

S/N V5158334
Public Count: 11
Protective Count: 2436
OPENED 06:19:00 11/03/2020
CLOSED 19:11:17 11/03/2020
Terminal Ballots Counted: 11

S/N V5144875
Public Count: 17
Protective Count: 1516
OPENED 06:21:38 11/03/2020
CLOSED 19:14:42 11/03/2020
Terminal Ballots Counted: 17

PRECINCT: Precinct 13
Public Count: 145
Ballot Style Counts
Ballot Style #27 145

Time/Date: 19:20:05 11/03/2020
Signature: 
Signature: 
Signature: 
Signature: 

Terminal S/N: V5144517->
PEB S/N PS231147- (FMW 1.07)
Software Version 9.1.6.2
Created 07/07/08 08:30
Copyright ES&S, Inc. 1993-2005
All Rights Reserved
Diagnostic check completed: OK
iVotronic I

2020 General Election Leon County
MALVERN
POLLING LOCATION ZERO TAPE

Public Count Statistics
Total Ballots Cast: 0
Total Ballots Counted: 0

Number of Terminals Opened: 4

Individual Voter Terminal Data
S/N V5143795

Public Count: 0
Protective Count: 968
OPENED 06:29:41 11/03/2020
NOT CLOSED

S/N V5140051

Public Count: 0
Protective Count: 1107
OPENED 06:36:25 11/03/2020
NOT CLOSED

S/N V5143585

Public Count: 0
Protective Count: 2114
OPENED 06:41:12 11/03/2020
NOT CLOSED

S/N V5144517

Public Count: 0
Protective Count: 928
OPENED 06:45:45 11/03/2020
NOT CLOSED

PRECINCT: Precinct 14
Public Count: 0
Ballot Style Counts
Ballot Style #28 0

PRECINCT: Precinct 14A
Public Count: 0
Ballot Style Counts
Ballot Style #29 0

Time/Date: 07:08:12 11/03/2020

Signature: *Anthony Powell*

Signature: *Leticia Hopkins*

Signature: *Charla Barnes*

Signature: *Walter Smith*

Terminal S/N: V5144517->
PEB S/N PS231147- (FMW 1.07)
Software Version 9.1.6.2
Created 07/07/06 08:30
Copyright ES&S, Inc. 1993-2005
All Rights Reserved
Diagnostic check completed: OK
iVotronic I

2020 General Election Leon County
MALVERN
POLLING LOCATION RESULTS

Public Count Statistics
Total Ballots Cast: 70
Total Ballots Counted: 70

Number of Terminals Opened: 4

Individual Voter Terminal Data
S/N V5143795
Public Count: 32
Protective Count: 1000
OPENED 06:29:41 11/03/2020
CLOSED 19:17:53 11/03/2020
Terminal Ballots Counted: 32

S/N V5140051
Public Count: 22
Protective Count: 1129
OPENED 06:36:25 11/03/2020
CLOSED 19:21:56 11/03/2020
Terminal Ballots Counted: 22

S/N V5143585
Public Count: 8
Protective Count: 2122
OPENED 06:41:12 11/03/2020
CLOSED 19:27:46 11/03/2020
Terminal Ballots Counted: 8

S/N V5144517
Public Count: 8
Protective Count: 936
OPENED 06:45:45 11/03/2020
CLOSED 19:33:19 11/03/2020
Terminal Ballots Counted: 8

PRECINCT: Precinct 14
Public Count: 25
Ballot Style Counts
Ballot Style #28 25

PRECINCT: Precinct 14A
Public Count: 45
Ballot Style Counts
Ballot Style #29 45

Time/Date: 19:45:35 11/03/2020
Signature: *Dorothy Powell*
Signature: *Patricia Hopkins*
Signature: *Charla Baird*
Signature: *[Signature]*